



**A better, cleaner, and faster way to cover sharp sheet metal edges and protect your equipment from failure due to abrasion.**

**The Trim-Fast Edge Trim is available in a variety of materials, which include a flexible steel or stainless steel substrate covered with Silicone, EPDM, or PVC allowing for fast and easy assembly.**



### Features and Benefits:

- Excellent grip strength
- Excellent resistance to abrasion
- Low and high temperature use
- Indoor and outdoor use
- Fast assembly without the use of adhesives, rivets, or screws
- Multi-axis flexibility
- Sheet thickness ranges up to 3/4" (19mm)

### Applications:

- Automotive
- Railway
- Aerospace
- Food service (FDA white)
- Telecommunications
- Construction
- Marine
- General industrial



### “S” Silicone Series

- FDA approved (White Silicone Material)
- ASTM E 662 (Toxicity)
- ASTM C 542 & ASTM C 1166 (Flame Propagation)

### “S” EPDM Series

- FMVSS 302 (Flammability of Interior Materials)
- SAE J1885 (Interior Weatherometer)
- SAE J1960 (Exterior Weatherometer)
- SAE 200 M8BA 708 B13 21-6 (Low Temperature Flexibility)

### “S” PVC Series

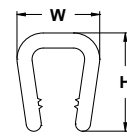
- Greater flexibility for small corner radii
- Smaller profile

# Trim-Fast™ High Performance Edge Protection Solutions

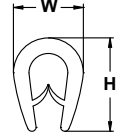
## Qualifications:

Trim-Fast™ Seal Product Configurations		PVC/EPDM	EPDM	Silicone	
Substrate (Base Material)		Steel Clip	Steel Wire (Optional: Stainless Steel Wire)	Stainless Steel	
Gasket Material	Type	PVC	EPDM	Silicone	FDA Approved Silicone
	Durometer	Shore A 65	Shore A 70 (Optional: 50 and 90)	Shore A 90 (Optional: 45 and 60)	
	Color	Black	Black	Black	White
Operating Temperature Range		Up to 212°F (100°C)	-40°F to 350°F (-40°C to 177°C)	-50°F to 450°F (-45°C to 232°C)	
Interior Weatherometer			SAE J1885		
Exterior Weatherometer			SAE J1960		
Low Temperature Flexibility			SAE J200 M8BA 708 B13 Z1-6		
Flame Propagation - Rail & Aero				ASTM C 542, ASTM C1166	
Flammability of Interior Materials (Burn Resistance) - Automotive			FMVSS 302		
Toxicity - Rail & Aero				BSS 7239, ATS 100/ABD0031 ASTM E 662 & METHOD D 2036-91	
Food Service Equipment				FDA Approved White	
Fabrications Options		Factory pre-cut lengths, bulk, or private branded kits			
RoHS Compliant		YES	YES	YES	

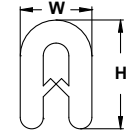
## Trim-Fast™ Standard Profiles



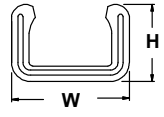
Profile "A"



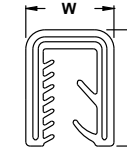
Profile "B"



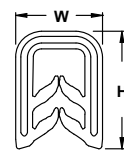
Profile "C"



Profile "D"



Profile "E"



Profile "F"

## Sizes:

Part Number	Substrate Material	Gasket Material	Profile	Gasket Width "W" inches (mm)	Gasket Height "H" inches (mm)	Application Thickness inches (mm)
S6-009-S02	Steel	Flexible PVC	A	0.512 (13.0)	0.591 (15.0)	0.236-0.315 (6.0-8.0)
S2-003-S02	Steel	Flexible PVC	B	0.256 (6.5)	0.374 (9.5)	0.039-0.079 (1.0-2.0)
S3-005-S02	Steel	Flexible PVC	B	0.354 (9.0)	0.472 (12.0)	0.039-0.118 (1.0-3.0)
S1-004-S02	Steel	Flexible PVC	C	0.220 (5.6)	0.335 (8.5)	0.039 (1.0)
S10-015-T04	Stainless	Silicone	D	1.107 (28.1)	0.431 (10.9)	0.75 (19.1) Nom.
S7-014-S01	Steel	EPDM	D	0.732 (18.6)	0.618 (15.7)	.375 (9.53) Nom.
S7-015-S01	Steel	EPDM	D	0.732 (18.6)	0.393 (9.98)	.375 (9.53) Nom.
S7-016-S01	Steel	EPDM	D	0.732 (18.6)	0.453 (11.5)	.375 (9.53) Nom.
S8-007-S01	Steel	EPDM	D	0.732 (18.6)	0.608 (15.4)	0.5 (12.7) Nom.
S9-006-S01	Steel	EPDM	D	0.926 (23.5)	0.607 (15.4)	0.625 (15.9) Nom.
S6-010-S01	Steel	EPDM	E	0.539 (13.74)	0.716 (18.2)	0.25 (6.35) Nom.
S3-001-S04	Steel	Silicone	F	0.394 (10.0)	0.563 (14.3)	0.040-0.125 (1.0-3.18)
S3-002-S01	Steel	EPDM	F	0.394 (10.0)	0.563 (14.3)	0.040-0.125 (1.0-3.18)
S5-008-S02	Steel	Flexible PVC	F	0.453 (11.5)	0.669 (17.0)	0.157-0.236 (4.0-6.0)

Additional and custom sizes available, please consult factory or representative for details or evaluation samples

I.S. EN ISO 9001:2008 • AS9100-B/ISO 9001:2008 Certified. Registration No. AS19.4480

Certified Vendor to Fortune 100 & 500 OEMvs, JIT w/ MAJOR OEMs Worldwide, supported by International Distribution



www.devicetech.com

USA Toll Free: +1-800-669-9682

Phone: +1-508-229-2000 x 130

Fax: +1-508-229-2622

Email: customerservice@devicetech.com



The information contained in this data sheet is based on our experience to date and is believed to be reliable. It is intended as a guide for use by persons having technical skill at their discretion and risk. We do not guarantee favorable results or assume any liability in connection with its use. Dimensions contained herein are for reference purposes only. For specific dimensional requirements, consult the factory. This publication is not to be taken as license to operate under, or a recommendation to infringe upon any existing patents. This supersedes and voids all previous literature, etc. Device Technologies, Inc. expressly disclaims any and all express or implied warranties concerning its products including without limitation, warranty of fitness for a particular purpose and warranty of merchantability.

TF-1109/2M